

Final Evaluation imos 2017-2018



Figure 1. Participants' Satisfaction with the "imos" Project. Mean Values of the overall Participants, Mentors and Mentees are displayed (Answer options: 1 [strongly disagree], 2 [disagree], 3 [somewhat disagree], 4 [somewhat agree], 5 [agree], 6 [strongly agree]).

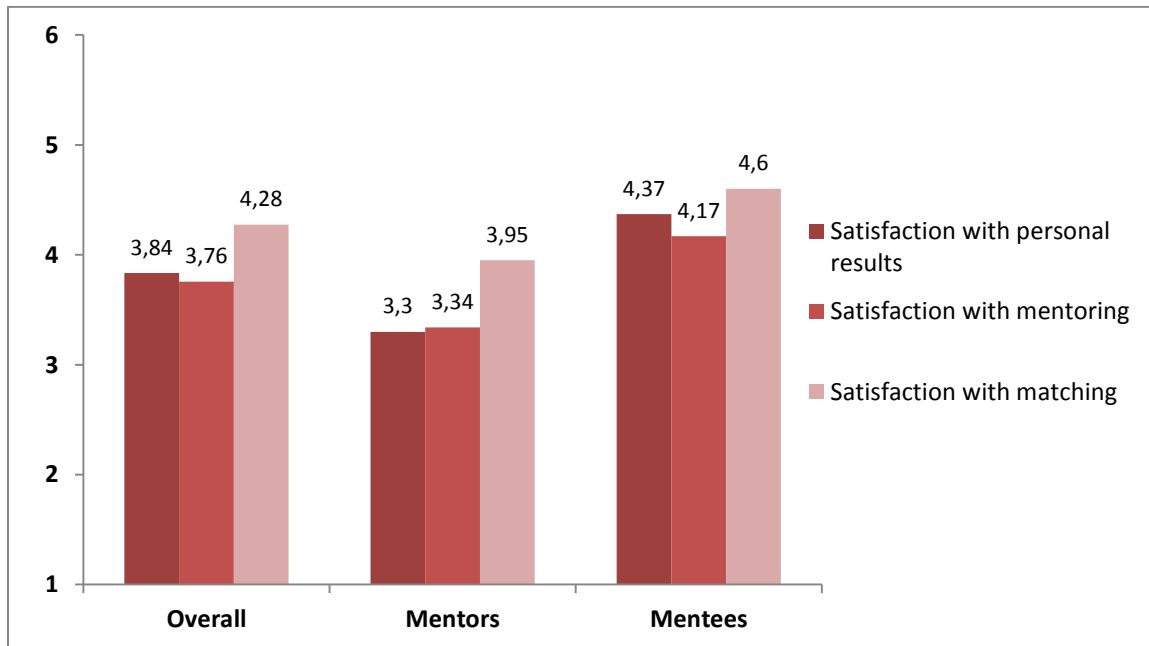


Figure 2. Participants' Satisfaction with the "imos" Project. Mean Values of the overall Participants, Mentors and Mentees are displayed (Answer options: 1 [strongly disagree], 2 [disagree], 3 [somewhat disagree], 4 [somewhat agree], 5 [agree], 6 [strongly agree]).¹

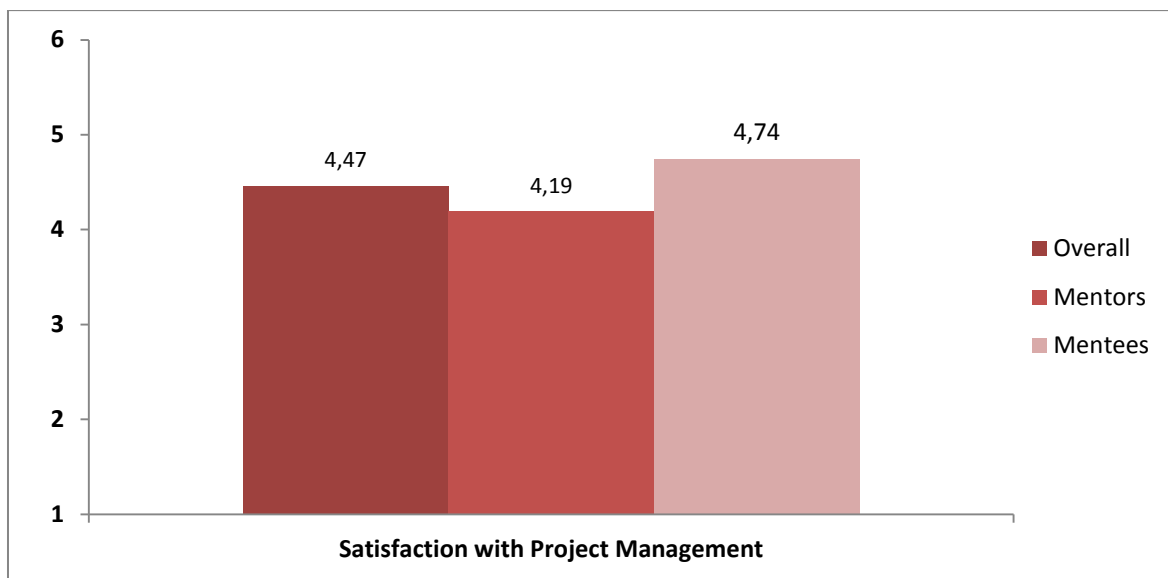


Figure 3. Participants' Satisfaction with the „imos“ Project Management. Mean Values of the overall Participants, Mentors and Mentees are displayed (Answer options: 1 [strongly disagree], 2 [disagree], 3 [somewhat disagree], 4 [somewhat agree], 5 [agree], 6 [strongly agree]).¹

¹For more detailed information concerning the items, please email imos@uos.de.

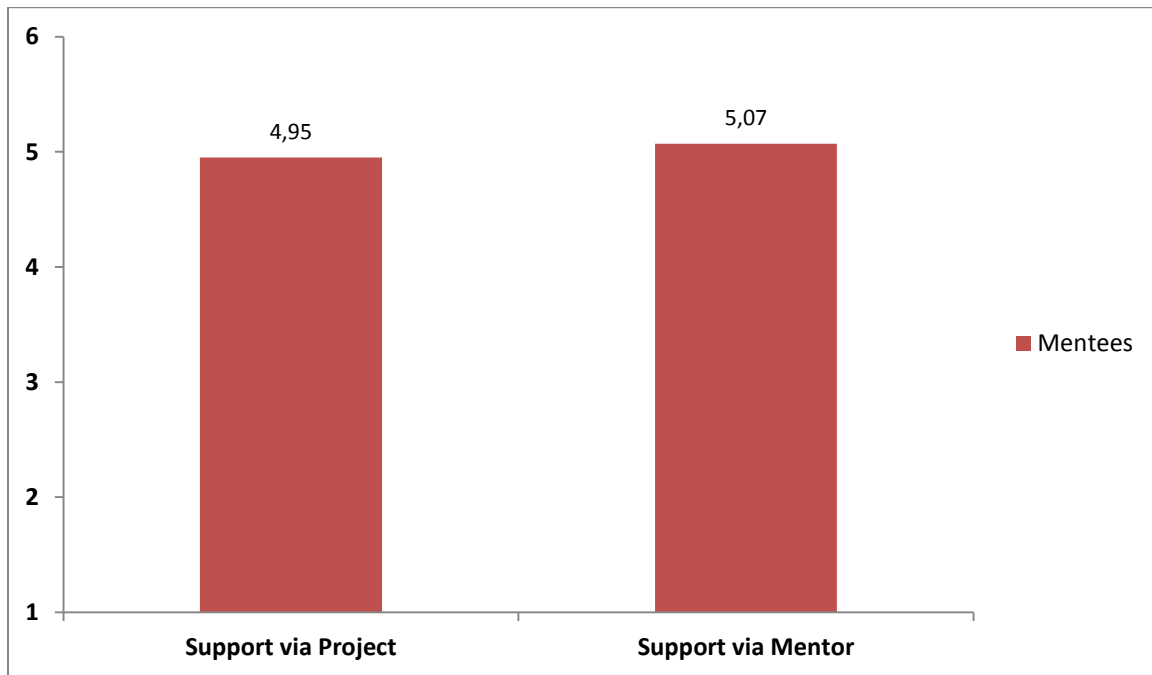


Figure 5. Perceived support of Mentees. Mean Values of the Mentees are displayed (Answer options: 1 [strongly disagree], 2 [disagree], 3 [somewhat disagree], 4 [somewhat agree], 5 [agree], 6 [strongly agree]).¹

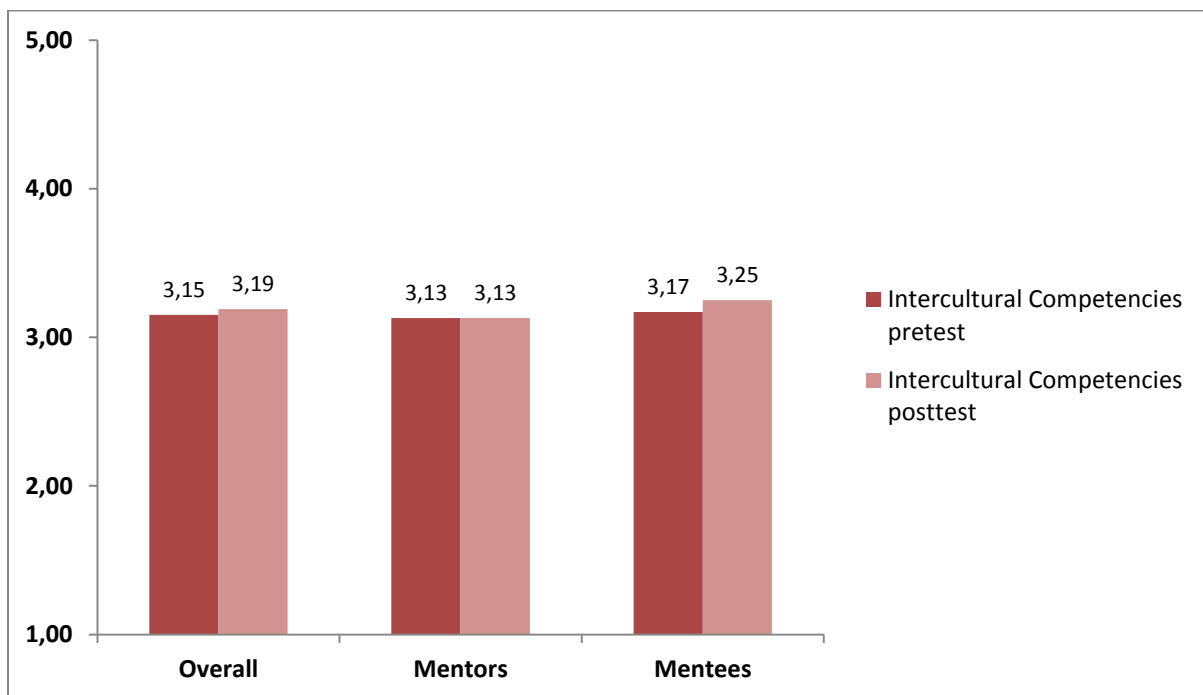


Figure 4. Self-Evaluation of the Intercultural Competencies, assessed at the beginning and end of the training. Mean Values of the overall Participants, Mentors and Mentees are displayed (Answer options: 1 [strongly disagree], 2 [disagree], 3 [somewhat dis-/agree], 4 [agree], 5 [strongly agree]).¹

¹For more detailed information concerning the items, please email imos@uos.de.